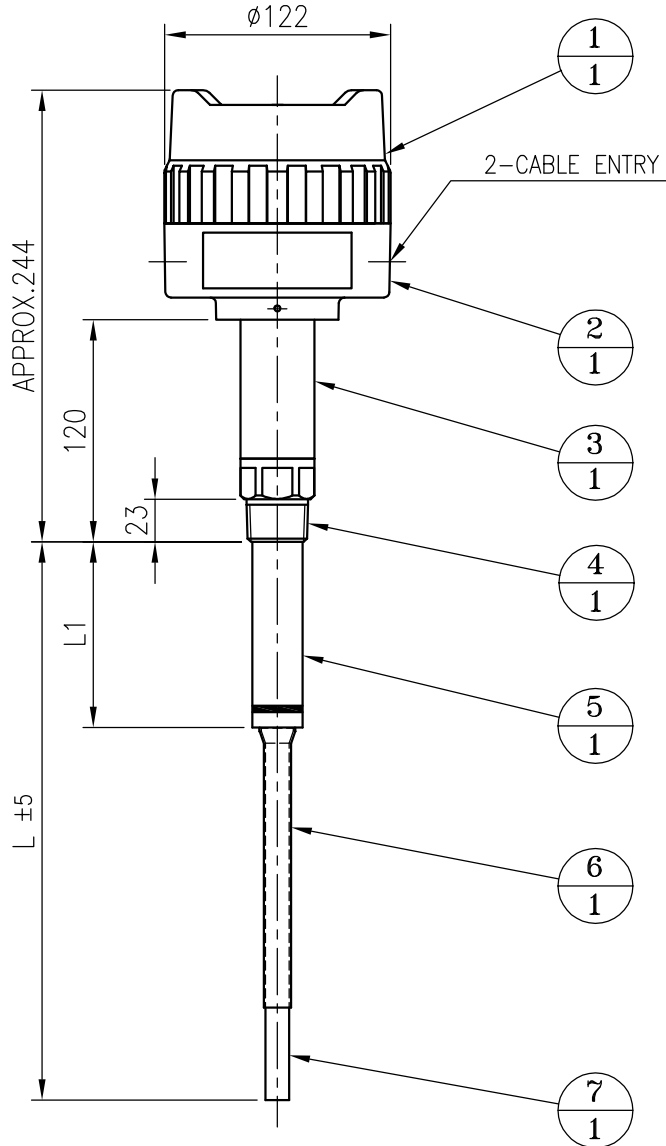
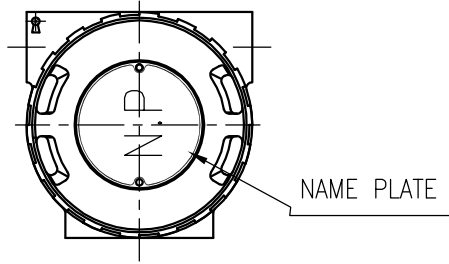


| | |
|----|----|
| PO | TN |
|----|----|



| | |
|---------------|------------------------------|
| FOR | TWO-PART TYPE LEVEL SWITCH |
| MOUNTING | TOP & SIDE, SCREW |
| ENCLOSURE | EX-PROOF (Ex d IIC T6, IP65) |
| MAX. PRESSURE | 20 kgf/cm ² |
| MAX. TEMP | 80 °C |

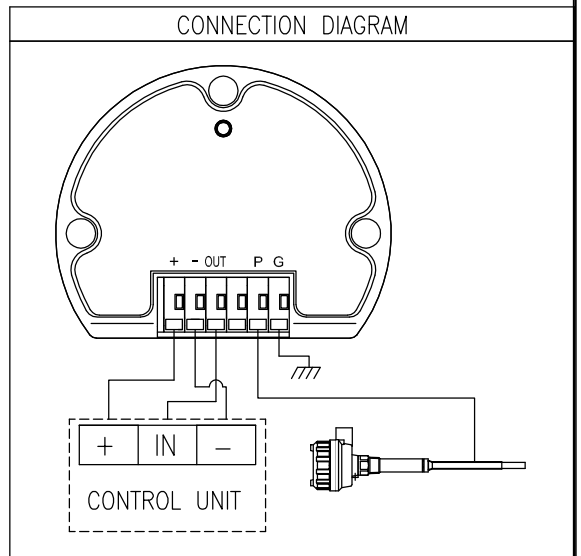
| | |
|---------------------|--------------------------------|
| CONTROL UNIT | |
| MODEL NO. : HLC-95R | PANEL TYPE(STD.) LOCAL TYPE |

| | |
|-------------|--|
| CABLE ENTRY | PF 3/4"(F) <input type="checkbox"/> |
|-------------|--|

| NO. | DESCRIPTION | MATERIAL | REMARK |
|-----|---------------|----------|--------|
| 1 | COVER | AL.C | |
| 2 | BASE | AL.C | |
| 3 | CONNECTOR | 304 SS | |
| 4 | PROCESS CONN. | 316L SS | |
| 5 | INACTIVE ROD | 316L SS | |
| 6 | INSULATION | TEFLON | 1 t |
| 7 | SENSING PROBE | 316L SS | ∅12.7 |

| | |
|--------------------------|-------------|
| PROCESS CONN. SIZE | |
| <input type="checkbox"/> | PT 1" SCREW |
| <input type="checkbox"/> | |

| TAG. NO. | QT'Y | L1 | L |
|----------|------|----|---|
| | | | |
| | | | |
| | | | |



NOTE

1. GENERAL TOLERANCE ±3mm EXCEPT AS NOTED

| | | | | | | | | | | |
|-----|-----------|-----------|----------|----------|----------|------------------|---|----------------------------|----------------|--|
| | . | . | | | | HITROL CO., LTD. | SCALE N.S | UNIT mm | SHEET NO. / | |
| | . | . | | | | | TITLE | PROJECT | | |
| | . | . | | | | | CAPACITANCE TYPE LEVEL SWITCH FOR SOLIDS HPC-95R | DRAWING NO. HPC95R-A-01 | | |
| | FEB. 2018 | 1ST ISSUE | D Y KIM | B S SUNG | Y H KIM | | | | | |
| NO. | DATE | REVISION | REV'D BY | CHK'D BY | APP'D BY | | | | | |

A4(210mm x 297mm)

This drawing is the property of HITROL and shall not be copied, communicated, or given for tiers except with our written permission.